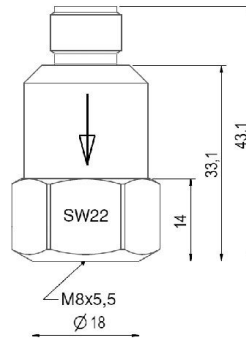


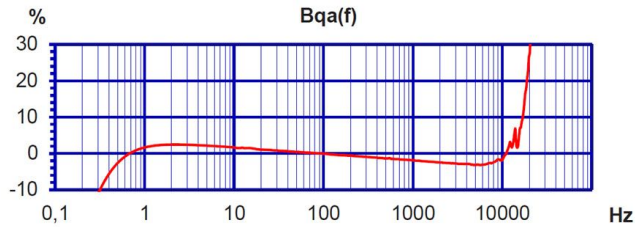
Properties

- Rugged stainless steel case
- With insulated case avoiding ground loop problems
- Double shielding for best EMI protection
- Protection grade IP67 by double sealing against humidity
- M12 connector for easy on-site installation, improved replacement for obsolete MIL-C-5015 connectors
- Economic price
- Successor model of KS80D

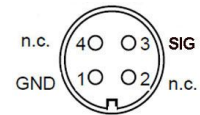


Piezo design	Shear design	
Output	IEPE	
Voltage sensitivity	100	mV/g
Sensitivity tolerance	5	%
Measurement range, pos./neg.	60	g
Destruction limit	5000	g
Transverse sensitivity	<5	%
Lower frequency limit (3 dB)	0,19	Hz
Upper frequency limit (3 dB)	22000	Hz
Lower frequency limit (10 %)	0,33	Hz
Upper frequency limit (10 %)	14000	Hz
Lower frequency limit (5 %)	0,45	Hz
Upper frequency limit (5 %)	12500	Hz
Resonant frequency	>32	kHz
Resonance amplitude	25	dB
Constant current supply	2 - 20	mA
Bias voltage at 4 mA	12 - 14,5	V
Output impedance	<150	Ω
Residual noise; wide band; RMS	<300 (0,5 - 20000 Hz)	μg
Noise density 1 Hz	50	μg/√Hz
Noise density 10 Hz	10	μg/√Hz
Noise density 100 Hz	3	μg/√Hz
Noise density 1000 Hz	1	μg/√Hz
Operating temperature range	-40 - 120	°C
Temperature coefficient of voltage sensitivity	0,06 (<0 °C)	%/K
	±0,03 (0 - 60 °C)	%/K
	>-0,07 (>60 °C)	%/K
Temperature transient sensitivity	0,005	m/s²/K
Magnetic field sensitivity	4	m/s²/T
Base strain sensitivity	0,01	m/s²/μD
Weight without cable	60	g
Case material	Stainless steel	
Connector direction	axial	
Connector	Binder 713	
Mounting	M8	
Isolated mounting	yes	
IP code	IP68	

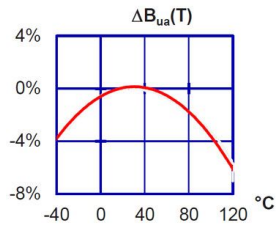
Typical Frequency Response



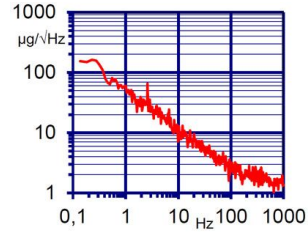
Contact Arrangement



Temperature Coefficient



Noise Characteristics



Connection Accessories

- 080G: Plug Binder 713 (female) with screw terminals, IP67; straight
- 080W: Plug Binder 713 (female) with screw terminals, IP67; angled
- 085-B713G-PIG-5: Cable for IEPE sensors; 5 m; Binder 713; straight; female. to pig tail; 80 $^{\circ}C$; D5
- 085-B713W-PIG-5: Cable for IEPE sensors; 5 m; Binder 713; angled; female to pig tail; 80 $^{\circ}C$; D5
- 085-B713G-BNC-5: Cable for IEPE sensors; 5 m; Binder 713; straight; female. to BNC; 80 $^{\circ}C$; D5
- 085-B713W-BNC-5: Cable for IEPE sensors; 5 m; Binder 713; angled; female. to BNC; 80 $^{\circ}C$; D5

Mounting Accessories

- 043: Mounting stud; M8 x 10
- 229: Adhesive flange; conductive; M8; D25; >250 $^{\circ}C$
- 208: Rare earth magnetic base; M8; D30; 120 $^{\circ}C$
- 230: Triaxial mounting cube; M8; $\square 34$

Notice: This sensor is supplied with a list protocol showing its individually measured sensitivity.

Manfred Weber

Metra Mess- und Frequenztechnik in Radebeul e.K.

Meissner Str. 58

01445 Radebeul

Tel. +49 (0)351 836 2191

Internet: www.MMF.de

Email: Info@MMF.de

Fax: +49 (0)351 836 2940

08.23

